













Kent Prairie 2nd Grade

Weeks of May 11th- May 22nd


Suggestions for how to use this menu:

- Sit down with your child on Monday and plan how they will complete their assignments for the two week period.

Daily Practice:			
<ul style="list-style-type: none"> • Xtramath • reading (Take an AR test ANYTIME) • IXL Language Arts "AA" skills (author's purpose) and "EE" (prefixes/suffixes) • IXL Math "S" skills and "V" skills (measurement) • IXL Science J1, J2, K3 (life cycles) • espark (if your teacher uses this) • EPIC! (if your teacher uses this) • Freckle (if your teacher uses this) 			
<h3>Math</h3>	 <p>(available on Google Classroom OR in paper packet available at KP)</p>	<p>Broken Calculator Game (available on Google Classroom OR in paper packet available at KP)</p> 	<p>ZERO the HERO Math game/activity (available on Google Classroom OR in paper packet available at KP)</p> 
<h3>Reading</h3>	 <p>Storyworks Jr</p> <p>May/June issue: How Candy Conquered America/ The Future of Candy</p> <ul style="list-style-type: none"> - Critical questions - quiz <p>(available on Google Classroom OR in paper packet available at KP)</p>	<p>Author's purpose practice (available on Google Classroom OR in paper packet available at KP)</p> 	<p>Second grade read-a-thon challenge. Take as many AR quizzes on books you read as possible. We will reveal which class read the most books by June.</p> <p>Fill in your AR quizzes as you take them (available on Google Classroom OR in paper packet available at KP)</p>

<p style="text-align: center;">Writing</p>	<p>Friday Letter Journals</p> <p>May 15th</p> <p>and</p> <p>May 22nd (available on Google Classroom OR in paper packet available at KP)</p>	<p>If you could be any insect, what would you be and why?</p>  <p>(available on Google Classroom OR in paper packet available at KP)</p>	<p>Write about something that was hard to do at the beginning of the school year but is now easy to do.</p>  <p>(available on Google Classroom OR in paper packet available at KP)</p>
<p style="text-align: center;">Science</p>	<p>ReadWorks article and quiz: The Life Cycle of a Frog</p>  <p>(available on Google Classroom OR in paper packet available at KP)</p> <p>Mystery Doug "Why do birds lay eggs in the spring?" -covering the early lifecycle stages of a bird https://www.youtube.com/watch?v=kZ0BDd26bk0 (only available on Google Classroom)</p>	<p>Life Cycle Google slide activity</p>  <p>(available on Google Classroom OR in paper packet available at KP)</p>	<p>Generation Genius:</p> <p style="text-align: center;">Introduction to Traits</p>  <p>-reading -quiz -DIY project (available on Google Classroom OR in paper packet available at KP)</p>

Art: Playing with Shadows - You can do this project outside on a sunny day or inside with a flashlight. Find a bunch of toys or things around your house that have lots of fun shapes or look interesting. Try to use at least 10 items. Set them down on or next to a blank piece of paper. You can stack items on top of each other to make it more interesting. Using a pencil, crayons, or markers trace the shadows of your items. Try moving your items around to change the shape of the shadow. Some shadows can be short while others can be tall. Why do you think that happens? When you're done tracing go back and add color and detail. If you want to take it a step further create a story for your picture. If you want, send Mrs Johnson an email at ajohnson@asd.wednet.edu and share your artwork and story with her.

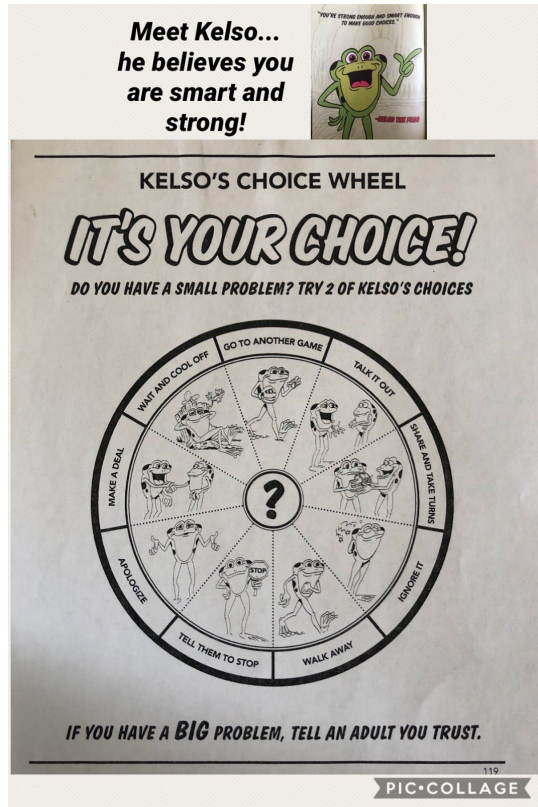


Health and Wellness:

Listen to this silly story No More Noisy Nights

Find one or two of Kelso's choices that the character used to solve his problems.

https://youtu.be/O_E5nuzXLS8



Do you Remember Kelso the Frog? Can you use the wheel here to try to say our chant and motions for each of his choices?

We learned this last year, so dig deep in your memory - Hint, it starts out: "Do I have choices? Yes, I do!... Go to another game, repeat, Talk it out, repeat.."

Reminder- Two categories of problems, Big & Small:

Big: Dangerous, Scary, Someone could get hurt...I need an adult's help!

Small: Not scary or dangerous, Annoying, Frustrating, Bugs us, Confusing... I can try to solve this on my own because I am strong enough and smart enough!

Actions and Words: Some small problems can be solved by taking action related to our feelings, Some involve our words.

*Write an **A** by a Choice that is just an *action*, and a **W** by a choice that involves *words*

*Use this wheel to see if you get any ideas of how to solve your list of small problems you made from the last menu.

I would love to email you a pdf copy of Kelso's choices to print and color. Just let me know!

galexander@asd.wednet.edu

Extra Idea: What ideas from our "Zones" learning can help you think of what to do while you try to "Wait and Cool Off"? Do you remember the two ways and reasons to say "Stop"?

Can you teach a sibling or parent the chant?

The weather is changing...are you drinking enough water?

Library: Go to

https://drive.google.com/file/d/1u4OGEXL4FN2mfDzBn8gEJbfgttXhYlK/_view?usp=sharing and watch my lesson on nonfiction books using our Washington Children's Choice book, Saving Fiona. After watching the video, please have an adult help you to email me at least two facts about hippos (or Fiona) from the book.

When emailing, please include the FULL name of the student and the name of the student's classroom teacher. nroys@asd.wednet.edu

Music:

Click on the link to Learn more about the Percussion Family this week, and create a "Dynamic Paddle" to practice playing or singing at different dynamic levels. Keep Exploring Music Everyone !

[Percussion Family Week 6](#)

Read about and listen to Woodwind instruments

[Listening - Week 7](#)

P.E. : Repeat this lesson for the week of May 18th through 22nd, but try to push yourself to better your skills.

Equipment:

Any 'soft' ball that can fit in your hand or a "sock ball" (a couple of socks balled into each other) - use whatever you can find to replicate a ball.

We recommend Baseball/Softball skills be practiced outdoors whenever possible.

Warm-Up

Mountain climbers for 1 minute

15 arm circles (15-forward and 15-reverse)

8 Burpees

2 sets of 15 sec. leg lifts or 6 inches and hold (15 sec rest between sets)

20 sec. Wall Sit

Baseball / Softball Skills

This week you will be working on your underhand tossing and overhand throwing. Check out the attached posters to see the correct form for tossing and throwing.

Underhand Toss: Practice tossing to a target on the floor. Your target can be a laundry basket or any "ground area" you designate as your target. See if you can toss accurately into your target 10 times.

[Free Underhand Throwing FMS Manipulative Poster.pdf](#)

Overhand Throw: Practice throwing to a target on a wall or even to a partner. See if you can throw accurately to your target 10 times.

[Free Overhand Throwing FMS Manipulative Poster.pdf](#)

Cool Down:

Stretch for an entire song. Here are some ideas: [Stretch Chart.png](#)

Extension(s) of the Week:

How many times **IN A ROW** can you accurately throw to your target. Try to beat your last record.

STEM/Coding: This week I am going to challenge you to make the best paper airplane you can. Here is a link to a website that has easy airplanes all the way to hard ones or ones that can do tricks.

<https://www.foldnfly.com/#/1-1-1-1-1-1-1-1-2>

Once you have made your best airplane I want you to measure the distance it went and you can upload it into my google classroom assignment paper if you choose. Or you can send me a video of your airplane. Warning I give parents full responsibility to say no more to this activity if you are not being careful with them:)

Ms. Cameron: Follow this link to a video that will teach you how to play a fun game called "Triangle Totals".

<https://sites.google.com/asd.wednet.edu/howlingcoyotecorner/ms-cameron>

Mrs. Ferro's Students: Try your online Raz Kids account! <https://www.raz-kids.com/>

Click the **KIDS LOGIN** tab. Teacher's username: kferro2

Find your first name and last initial. Your password is your student number (8....)

Get started reading, earning rewards, building robots, and more. FUN! FUN! FUN!

Listen to your messages from me on Raz Kids! I'll be checking your work. :)

*EMAIL OR DOJO ANY QUESTIONS YOU HAVE kferro@asd.wednet.edu

*TEXT OR LEAVE A MSG AT (206) 569-8548

Useful Websites: www.kentprairie.asd.wednet.edu

<https://www.ixl.com/math/grade-2>

https://xtramath.org/#/signin/student_other

<https://www.esparklearning.com/>

<https://digital.scholastic.com/resources/classpasscode/?app=storyworksjr&state=%2Fhome-page-logged-out.html&role=classroom>

<https://www.getepic.com/>

Visit Howling Coyote Corner for additional activities and Family Support

<https://sites.google.com/asd.wednet.edu/howlingcoyotecorner/home>

2nd Grade Teacher E-mails: kbaugh@asd.wednet.edu hroberson@asd.wednet.edu
gkuusela@asd.wednet.edu tgates@asd.wednet.edu tfelchlin@asd.wednet.edu

Specialist E-mails: STEM/Coding nbrooks@asd.wednet.edu Librarian nroys@asd.wednet.edu General Music lbreon@asd.wednet.edu PE bklein@asd.wednet.edu

Visual Arts ajohnson@asd.wednet.edu Health and Wellness galexander@asd.wednet.edu

